


THE BOOK



SpeakerCraft[®]



BOLD PERFORMANCE

SpeakerCraft has been turning houses into homes for nearly four decades with audio breakthroughs that make every listening moment more meaningful. The choice of custom installers for its bold performance, SpeakerCraft combines premier audio with designer aesthetics to fill the home with music and audio enjoyment inside and out.

We have created groundbreaking products and sophisticated features such as WavePlane™ fully pivoting speakers and the adjustable ARC Tweeter Array™.

Our AIM Speakers are CEDIA Hall of Fame winners, and with the new AIM Series 2 line, SpeakerCraft takes this legendary performance to an entirely new level.



For pricing and information,
please visit: store.corebrands.com



Profile Speakers 6

AIM Series 2 Speakers	7
AIM In-Ceiling Speakers	10
AIM Dolby Atmos® enabled systems	14
AIM In-Wall Speakers	21
CRS In-Ceiling Speakers	25
AccuFit UltraSlim Speakers	28

Production Speakers & Multi-Packs 29

Production Speakers	29
Multi-Packs	31

Seamless Speakers 33

Commercial Speakers 34

Subwoofers 36

Outdoor Speakers 38

Under Eave Speaker	39
Landscape Speakers	41
Rock Speakers	41

Amplifiers 42

Control 44

Multi-Room Audio	46
Interfaces	47

Accessories 48

Electronics	54
-------------	----

Volume Control 56

Installation Accessories 59

OUR HISTORY

We have been innovators ever since pioneering in-wall/in-ceiling speakers, and are internationally recognized for our award-winning and technologically groundbreaking architectural speakers. Our reputation is built on the performance and value delivered by our products, plus the dedicated customer service and technical support provided by our people.

SpeakerCraft provides a wide range of playback products, from an incredible selection of speakers to amplifiers and control systems. All are designed to blend the sounds you enjoy with the life you live — music, movies, TV, news, sports, and even podcasts — throughout your home. Every SpeakerCraft speaker is backed by our Lifetime Limited Warranty. Always the innovator, SpeakerCraft products are designed in-house by top audio engineers with cutting-edge technologies and the highest quality materials.



PROFILE SPEAKERS

Created for the homeowner with a keen eye for aesthetics, the ultra-thin “flangeless” Profile speaker grille is barely visible. Precise engineering and the use of neodymium magnets enables the Profile series to blend seamlessly into the surface and not compete for attention with mounted artwork or other design features in the home. The speaker rests virtually flush with the wall or ceiling and the final appearance is pure grille with only the slightest edge to create a smooth, finished result. The sound of course is equally impressive, with realism and dynamics that deliver every nuance the original artists intended.

Our newest introduction to the Profile family is AIM Series 2. With an updated design that leverages new technologies and materials, this award winning architectural series meets the needs of discerning listeners for whom sonic performance is pivotal to the enjoyment of whole home entertainment.

Both Square and Round grilles
are available for Profile speakers.

For pricing and information,
please visit: store.corebrands.com



AIM SERIES 2

The Legend ReCrafted.

SpeakerCraft's bold performance has made it the go-to choice for custom installers around the globe. Our latest breakthrough is the AIM Series 2 line of in-ceiling speakers. AIM Series 2 takes the legendary AIM performance and elevates it to an entirely new standard.

More revolutionary than evolutionary, AIM Series 2 was 100% ReCrafted to support sophisticated installations, demanding sonic performance, and advanced object-based surround audio platforms.

By incorporating multiple tweeters in a line array, AIM Series 2 delivers focused high frequencies farther into the listening area so that, acoustically, listeners enjoy a much larger sweet spot. The adjustable and pivoting ARC Tweeter Array™ delivers the most accurate sound placement of any architectural speaker. The reimagined WavePlane™ couples with the Acoustic Vortex Eliminators to improve sound delivery, while the co-molded materials in SpeakerCraft's Acoustic Isolation Technology™ reduce structural resonance.



Object-Based Surround Systems Utilizing AIM Series 2

Why Object-Based Systems?

Object-Based Audio essentially reverses the relationship between speakers and the audio signal. Rather than the channel dictating where a speaker is placed, such as in a 7.1 surround sound system where the left front speaker channel pairs with the left front speaker, Object-Based Audio uses the speaker's placement to decide what audio should emanate from it. This makes Object-Based Audio systems like Dolby Atmos® more adaptive to the environment, and more immersive for listeners.

Object-Based Audio allows content makers to decide where individual sounds originate and how they move through the three-dimensional space. This is particularly useful for video entertainment in a home theater. Object-Based Audio adapts to its environment no matter how many speakers are used. It becomes easier to accurately reproduce realistic audio that fully envelops the listener when more speakers are used in the audio environment.



Object-Based Audio renders sound in a three-dimensional space.

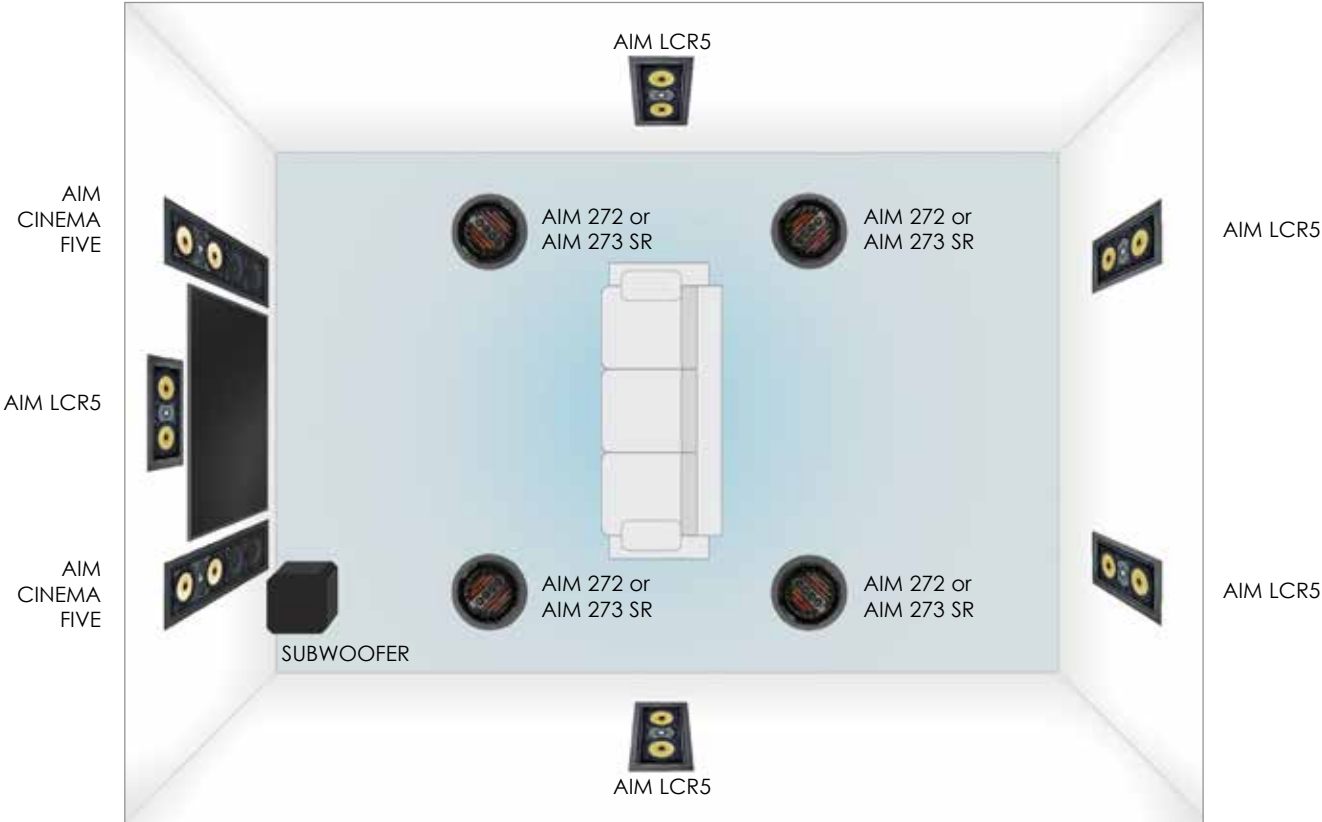


AIM Series 2 In-Ceiling Speakers deliver superior sound and can be aimed directly at the listener for more uniform sonic coverage.



The new ATX100 in-wall speaker reflects sound off the ceiling for a fully immersive effect.

7.1.4 Surround System
Object-Based In-Wall / In-Ceiling



7.1.4 Surround System
Object-Based In-Wall Alternative with ATX100 Series 2 Height Speakers





AIM8 FIVE Series 2

In-Ceiling Aim-able Speaker

Order# AIM285

- Flangeless appearance
 - 8" DuPont™ Kevlar® Fiber Cone Woofer with 15° Pivoting Capability
 - ARC Tweeter Array incorporating two (2) - 3/4" and two (2) 5/8" Aluminum / Magnesium Dome Tweeters with 15° Pivoting & 359° Rotational Capability
 - WavePlane Technology with Vortex Eliminators
 - Acoustic Isolation Technology to minimize acoustic energy transfer to mounting and surrounding surfaces
 - Front-Mounted Switches Allow for up to +/- 3dB of Dialog Presence and
- Treble Adjustment
 - Timbre-Matched to all FIVE Level Speakers
 - Sensitivity: 90dB 1W/1m
 - Maximum SPL: 112dB
 - Power Handling: 175 Watts
 - Impedance: 8 Ohm Nominal
 - Frequency Response: 33Hz-20kHz
 - Diameter x Depth: 11 1/16" x 6" (280mm x 152mm) (with Grille)
 - Cut-Out Diameter: 9 7/8" (250mm)

Timbre-Matched Driver Materials

All Profile Series speakers use the finest acoustic materials to fit any application and budget. Each material is sonically matched to all other speakers within its family, delivering consistent performance and tonal quality.

ONE Series

Polypropylene driver and silk dome tweeters work well in highly reflective rooms that have tile or hardwood flooring.

TWO Series

Fiberglass driver and silk dome tweeters are designed to produce a softer, more natural sound.

THREE Series

Aluminum driver and aluminum tweeters are made to sound crisp and forward, often a good choice for digital recordings, live concerts and movies.

FIVE Series

Kevlar® driver with aluminum / magnesium tweeters produce the highest quality sound without coloration.



AIM8 THREE Series 2

In-Ceiling Aim-able Speaker

Order# AIM283

- Flangeless appearance
 - 8" Glass Fiber Cone Woofer with 15° Pivoting Capability
 - ARC Tweeter Array incorporating two (2) - 3/4" and two (2) 5/8" Aluminum Dome Tweeters with 15° Pivoting & 359° Rotational Capability
 - WavePlane Technology with Vortex Eliminators
 - Acoustic Isolation Technology to minimize acoustic energy transfer to mounting and surrounding surfaces
 - Front-Mounted Switches Allow for up to +/- 3dB of Dialog Presence and Treble Adjustment
- Timbre-Matched to all THREE Level Speakers
 - Sensitivity: 88dB 1W/1m
 - Maximum SPL: 110dB
 - Power Handling: 175 Watts
 - Impedance: 8 Ohm Nominal
 - Frequency Response: 35Hz-20kHz
 - Diameter x Depth: 11 1/16" x 6" (280mm x 152mm) (with Grille)
 - Cut-Out Diameter: 9 7/8" (250mm)



AIM8 TWO Series 2

In-Ceiling Aim-able Speaker

Order# AIM282

- Flangeless appearance
 - 8" Glass Fiber Cone Woofer with 15° Pivoting Capability
 - ARC Tweeter Array incorporating two (2) - 3/4" and two (2) 5/8" Silk Dome Tweeters with 15° Pivoting & 359° Rotational Capability
 - WavePlane Technology with Vortex Eliminators
 - Acoustic Isolation Technology to minimize acoustic energy transfer to mounting and surrounding surfaces
 - Front-Mounted Switch Allow for up to +/- 3dB of Treble Adjustment
- Timbre-Matched to all TWO Level Speakers
 - Sensitivity: 87dB 1W/1m
 - Maximum SPL: 108dB
 - Power Handling: 150 Watts
 - Impedance: 8 Ohm Nominal
 - Frequency Response: 37Hz-20kHz
 - Diameter x Depth: 11 1/16" x 6" (280mm x 152mm) (with Grille)
 - Cut-Out Diameter: 9 7/8" (250mm)



AIM7 FIVE Series 2

In-Ceiling Aim-able
Speaker

Order# AIM275

- Flangeless appearance
- 7" Kevlar® Cone Woofer with 15° Pivoting Capability
- ARC Tweeter Array incorporating four (4) - 5/8" Aluminum / Magnesium Dome Tweeters with 15° Pivoting & 359° Rotational Capability
- WavePlane Technology with Vortex Eliminators
- Acoustic Isolation Technology to minimize acoustic energy transfer to mounting and surrounding surfaces
- Front-Mounted Switches Allow for up to +/- 3dB of Dialog Presence and Treble Adjustment
- Timbre-Matched to all FIVE Level Speakers
- Sensitivity: 90dB 1W/1m
- Maximum SPL: 111dB
- Power Handling: 150 Watts
- Impedance: 8 Ohm Nominal
- Frequency Response: 35Hz-20kHz
- Diameter x Depth: 9 5/8" x 5 1/2" 244mm x 140mm (with Grille)
- Cut-Out Diameter: 8 7/16" (214mm)



AIM7 THREE Series 2

In-Ceiling Aim-able
Speaker

Order# AIM273

- Flangeless appearance
- 7" Aluminum Cone Woofer with 15° Pivoting Capability
- ARC Tweeter Array incorporating four (4) - 5/8" Aluminum Dome Tweeters with 15° Pivoting & 359° Rotational Capability
- WavePlane Technology with Vortex Eliminators
- Acoustic Isolation Technology to minimize acoustic energy transfer to mounting and surrounding surfaces
- Front-Mounted Switches Allow for up to +/- 3dB of Dialog Presence and Treble Adjustment
- Timbre-Matched to all THREE Level Speakers
- Sensitivity: 89dB 1W/1m
- Maximum SPL: 109dB
- Power Handling: 150 Watts
- Impedance: 8 Ohm Nominal
- Frequency Response: 37Hz-20kHz
- Diameter x Depth: 9 5/8" x 5 1/2" 244mm x 140mm (with Grille)
- Cut-Out Diameter: 8 7/16" (214mm)



AIM7 TWO Series 2

In-Ceiling Aim-able
Speaker

Order# AIM272

- Flangeless appearance
- 7" Glass Fiber Cone Woofer with 15° Pivoting Capability
- ARC Tweeter Array incorporating four (4) - 5/8" Silk Dome Tweeters with 15° Pivoting & 359° Rotational Capability
- WavePlane Technology with Vortex Eliminators
- Acoustic Isolation Technology to minimize acoustic energy transfer to mounting and surrounding surfaces
- Front-Mounted Switch Allows for up to +/- 3dB of Treble Adjustment
- Timbre-Matched to all TWO Level Speakers
- Sensitivity: 88dB 1W/1m
- Maximum SPL: 107dB
- Power Handling: 125 Watts
- Impedance: 8 Ohm Nominal
- Frequency Response: 40Hz-20kHz
- Diameter x Depth: 9 5/8" x 5 1/2" 244mm x 140mm (with Grille)
- Cut-Out Diameter: 8 7/16" (214mm)



AIM5 FIVE Series 2

In-Ceiling Aim-able Speaker

Order# AIM255

- Flangeless appearance
- 5 1/4" Kevlar® Cone Woofer with 15° Pivoting Capability
- ARC Tweeter Array incorporating three (3) - 5/8" Aluminum / Magnesium Dome Tweeters with 15° Pivoting & 359° Rotational Capability
- WavePlane Technology with Vortex Eliminators
- Acoustic Isolation Technology to minimize acoustic energy transfer to mounting and surrounding surfaces
- Front-Mounted Switches Allow for up to +/- 3dB of Dialog Presence and Treble Adjustment
- Timbre-Matched to all FIVE Level Speakers
- Sensitivity: 89dB 1W/1m
- Maximum SPL: 108dB
- Power Handling: 125 Watts
- Impedance: 8 Ohm Nominal
- Frequency Response: 37Hz-20kHz
- Diameter x Depth: 8" x 4 7/8" 203mm x 124mm (with Grille)
- Cut-Out Diameter: 6 11/16" (170mm)



AIM5 THREE Series 2

In-Ceiling Aim-able Speaker

Order# AIM253

- Flangeless appearance
- 5 1/4" Aluminum Cone Woofer with 15° Pivoting Capability
- ARC Tweeter Array incorporating three (3) - 5/8" Aluminum Dome Tweeters with 15° Pivoting & 359° Rotational Capability
- WavePlane Technology with Vortex Eliminators
- Acoustic Isolation Technology to minimize acoustic energy transfer to mounting and surrounding surfaces
- Front-Mounted Switches Allow for up to +/- 3dB of Dialog Presence and Treble Adjustment
- Timbre-Matched to all THREE Level Speakers
- Sensitivity: 88dB 1W/1m
- Maximum SPL: 107dB
- Power Handling: 125 Watts
- Impedance: 8 Ohm Nominal
- Frequency Response: 40Hz-20kHz
- Diameter x Depth: 8" x 4 7/8" 203mm x 124mm (with Grille)
- Cut-Out Diameter: 6 11/16" (170mm)



AIM5 TWO Series 2

In-Ceiling Aim-able Speaker

Order# AIM252

- Flangeless appearance
- 5 1/4" Glass Fiber Cone Woofer with 15° Pivoting Capability
- ARC Tweeter Array incorporating three (3) - 5/8" Aluminum Tweeters with 15° Pivoting & 359° Rotational Capability
- WavePlane Technology with Vortex Eliminators
- Acoustic Isolation Technology to minimize acoustic energy transfer to mounting and surrounding surfaces
- Front-Mounted Switch Allows for up to +/- 3dB of Treble Adjustment
- Timbre-Matched to all TWO Level Speakers
- Sensitivity: 87dB 1W/1m
- Maximum SPL: 106dB
- Power Handling: 100 Watts
- Impedance: 8 Ohm Nominal
- Frequency Response: 42Hz-20kHz
- Diameter x Depth: 8" x 4 7/8" 203mm x 124mm (with Grille)
- Cut-Out Diameter: 6 11/16" (170mm)



AIM8 DT THREE Series 2

In-Ceiling Aim-able Speaker

Order# AIM283DT

- For use as a uni-point, stereo sound source
- Flangeless appearance 8" Aluminum Cone Woofer with 15° Pivoting Capability
- ARC Tweeter Array incorporating two (2) 3/4" and two (2) 5/8" Aluminum Dome Tweeters with 15° Pivoting & 359° Rotational capability
 - One (1) 3/4" and (1) 5/8" Aluminum Dome Tweeter devoted to Left Channel
 - One (1) 3/4" and (1) 5/8" Aluminum Dome Tweeter devoted to Right Channel
- WavePlane Technology with Vortex Eliminators
- New Acoustic Isolation Technology to minimize acoustic energy transfer to mounting and surrounding surfaces
- Front-Mounted Switch Allows for up to +/- 3dB of Treble Adjustment
- Timbre-Matched to all THREE Level Speakers
- Sensitivity: 90dB 1W/1m
- Maximum SPL: 110dB
- Power Handling: 150 Watts
- Impedance: 8 Ohm Nominal
- Frequency Response: 40Hz-20kHz
- Diameter x Depth: 11 1/16" x 6" 280mm x 152mm (with Grille)
- Cut-Out Diameter: 9 7/8" (250mm)

Dual Tweeter & Surround Speakers

Special circumstances call for specialized speakers. The DT models are dual-tweeter in-ceiling stereo speakers that are an ideal option in place of a pair of speakers. These speakers produce both left and right channels and can complete a multi-room system throughout the home.

SR Models feature an acoustic compensation switch that allows for a more diffused sound or more direct sound to be created from the speaker. You can use the Diffuse setting when using the speaker as a "side effects loudspeaker," and the Direct setting when using the speaker as a "rear effects loudspeaker."



AIM7 DT THREE Series 2

In-Ceiling Aim-able Speaker

Order# AIM273DT

- For use as a uni-point, stereo sound source
- Flangeless appearance 7" Dual Voice Coil Aluminum Cone Woofer with 15° Pivoting Capability
- ARC Tweeter Array incorporating four (4) 5/8" Aluminum Dome Tweeters with 15° Pivoting & 359° Rotational capability
 - Two (2) 5/8" Aluminum Dome Tweeters devoted to Left Channel
 - Two (2) 5/8" Aluminum Dome Tweeters devoted to Right Channel
- WavePlane Technology with Vortex Eliminators
- Acoustic Isolation Technology to minimize acoustic energy transfer to mounting and surrounding surfaces
- Front-Mounted Switch Allows for up to +/- 3dB of Treble Adjustment
- Timbre-Matched to all THREE Level Speakers
- Sensitivity: 89dB 1W/1m
- Maximum SPL: 109dB
- Power Handling: 150 Watts
- Impedance: 8 Ohm Nominal
- Frequency Response: 45Hz-20kHz
- Diameter x Depth: 9 5/8" x 5 1/2" (244mm x 140mm) (with Grille)
- Cut-Out Diameter: 8 7/16" (214mm)



AIM7 SR THREE Series 2

In-Ceiling Aim-able Speaker

Order# AIM273SR

- For use as a surround effects speaker due to its wide dispersion characteristics
- Flangeless appearance 7" Aluminum Cone Woofer with 15° Pivoting Capability
- Multi-Axis ARC Tweeter Array incorporating four (4) 5/8" Aluminum Dome Tweeters with 15° Pivoting & 359° Rotational capability
- The Multi-Axis ARC Tweeter Array adds a "slight twist" to the ARC array putting two of the 5/8" Aluminum Dome Tweeters on a slightly different axis than the other two
- WavePlane Technology with Vortex Eliminators
- Acoustic Isolation Technology to minimize acoustic energy transfer to mounting and surrounding surfaces
- Front-Mounted Switches Allow for up to +/- 3dB
- Timbre-Matched to all THREE Level Speakers
- Sensitivity: 89dB 1W/1m
- Maximum SPL: 109dB
- Power Handling: 150 Watts
- Impedance: 8 Ohm Nominal
- Frequency Response: 40Hz-20kHz
- Diameter x Depth: 9 5/8" x 5 1/2" 244mm x 140mm
- Cut-Out Diameter: 8 7/16" (214mm)


A NEW HEIGHT IN HOME THEATER AUDIO

AIM SERIES 2 DOLBY ATMOS® ENABLED SYSTEMS

The SpeakerCraft heritage is one of breakthrough innovation. The new AIM Series 2 In-Wall family embraces that tradition, with innovations crafted for Dolby Atmos® and other object-based surround audio formats. Dolby Atmos delivers a more immersive and enveloping experience than traditional surround systems. It allows content creators to mix multi-channel audio as never before. We crafted this new line as the first in-wall systems designed to bring out the maximum performance of Dolby Atmos.

At the heart of these systems is the world's first Dolby Atmos® enabled in-wall height speaker – the **ATX100** – which delivers the “height” elements that define the enveloping Dolby Atmos surround experience. The “height” elements are not just a ceiling delivery of the audio signal – they are essential “from above” parts of the soundtrack that work with the front, side, and rear content information for maximum immersion. The **ATX100** projects the height content to reflect off the ceiling, showering the listener in an enveloping home theater experience. When paired with the new AIM Series 2 in-wall speakers – the **AIM LCR5 FIVE Series 2** or the **AIM LCR5 TWO Series 2** – the combination creates a bold, premium, and amazingly immersive speaker system. These new systems deliver an exceptional Dolby Atmos enabled home theater experience for any room or budget.





THE ENVELOPING SOUND EXPERIENCE:

Figure 1

- The upward-firing drivers in the **ATX100** reflect the Dolby Atmos "height" elements of the ceiling for the ultimate enveloping experience.
- The Arrayed Point Source™ tweeter module in the **AIM Series 2 LCR5** family maximizes uniform dispersion in the critical midrange and high frequencies.

The Dolby Atmos enabled **AIM Series 2 LCR5** speaker systems can be combined with rear and side in-wall or in-ceiling configurations to meet the needs of any installation.




Figure 2

This image shows additional **ATX100** and **AIM2LCR5** speakers adding additional height and rear surround elements. These systems can scale up to create a fully in-wall Dolby Atmos enabled experience. Add a SpeakerCraft Profile Cinema Sub10 in-wall subwoofer and you have the proper setup needed for an immersive 5.1.4 Dolby Atmos experience.

Special Note:

The ATX100 can also be combined with one of the three Profile AIM LCR5 speakers as an optional solution for Dolby Atmos enabled in-wall speaker systems.



AIM LCR5 FIVE Series 2

Aim-able Left Center Right Speaker

Order# AIM2LCR55

- Magnetically Attached, Low Profile, Full Coverage Grille
- Dual 5 1/4" Woven Kevlar® Cone Woofers with extended pole pieces and forced convection cooling
 - Core periphery magnet vents with flux modulation control geometry to improve power handling and minimize inductance modulation
 - 4 Layer High Inductance Copper Clad Aluminum Voice Coil
- Arrayed Point Source™ (APS) Tweeter Module with three (3) pivot-able 1" Titanium Dome Tweeters
 - Mounted on a Rotational Sound Baffle for Custom Sound Steering
- 2nd and 3rd Order Asymmetrical Crossover Design
- Front-Mounted Tweeter and Dialog Compensation Switches
- Pivot-able Sound Baffle for Precise Acoustic AIM-ability
- Acoustic Isolation Technology™

Power Handling: 190 Watts
 Sensitivity: 91dB 1W/1m
 Impedance: 8 Ohm
 Frequency Response: 48Hz - 22kHz
 Product Dims (grille on): 18 1/8" x 9" x 3 7/8" (461 x 227 x 99mm)
 Cut-Out Diameter: 16 15/16" x 7 3/4" (430 x 197mm)



AIM LCR5 TWO Series 2

Aim-able Left Center Right Speaker

Order# AIM2LCR52

- Magnetically Attached, Low Profile, Full Coverage Grille
- Dual 5 1/4" Glass and Carbon Fiber Cone Woofers, with extended pole pieces
 - 4 Layer High Inductance Voice Coil
- Arrayed Point Source™ (APS) Tweeter Module with three (3) pivot-able 1" Soft Dome Tweeters
 - Mounted on a Rotational Sound Baffle for Custom Sound Steering
- 2nd and 3rd Order Asymmetrical Crossover Design
- Front-Mounted Tweeter and Dialog Compensation Switches
- Pivot-able Sound Baffle for Precise Acoustic AIM-ability
- Acoustic Isolation Technology™

Power Handling: 135 Watts
 Sensitivity: 89dB 1W/1m
 Impedance: 8 Ohm
 Frequency Response: 52Hz - 20kHz
 Product Dims (grille on): 18 1/8" x 9" x 3 7/8" (461 x 227 x 99mm)
 Cut-Out Diameter: 16 15/16" x 7 3/4" (430 x 197mm)



AIM Series 2 ATX100

AIM Series 2 Dolby Atmos® Enabled In-Wall Height Module

Order# ATX100

- Meets Dolby Atmos® enabled requirements for residential applications
- Magnetically Attached, Low Profile, Full Coverage Grille
- 2-Way Speaker Compliment in MTM (Mid-Tweet-Mid) Alignment
- Dual 2 1/2" FEA Optimized Kevlar® Reinforced Pulp Mid-Bass Drivers
- 3/4" Titanium Dome Tweeter with High Energy Neodymium Magnet Structure
- Acoustically Controlled Waveguide
- Acoustic Isolation Technology™
- Fully integrated acoustic back-box for precise sound reproduction

Power Handling: 125 watts
 Sensitivity: 89dB 1W/1m
 Impedance: 8 Ohm
 Frequency Response: 90Hz - 20kHz
 Product Dims (grille on): 12 1/4" x 9" x 3 15/16" (310mm x 229mm x 100mm)
 Cut-Out Diameter: 11" x 7 3/4" (279mm x 197mm)

Additional items to complete Dolby Atmos® enabled system installations:

GRLATXAIM2

Grille Kit for the combination of an AIM Series 2 LCR5 Family Speaker AND the ATX100 Dolby Atmos enabled in-wall height speaker

GRLATXPROAIM

Grille Kit for the combination of a Profile AIM LCR5 Family Speaker AND the ATX100 Dolby Atmos enabled in-wall height speaker

BKTATX100

InstaLock New Construction Bracket for the ATX100 Dolby Atmos enabled in-wall height speaker

BKTATXAIM2LCR5

InstaLock New Construction Bracket for the combination of the AIM LCR5 Series 2 family of speakers AND the ATX100 Dolby Atmos enabled speaker

BKTAIM2LCR5

InstaLock New Construction Bracket for the AIM LCR5 Series 2 family of speakers

BKTPROAIMLCR5

InstaLock New Construction Bracket for the combination of the Profile AIM LCR5 family of speakers AND the ATX100 Dolby Atmos enabled height speaker

ATS5

Profile Dolby Atmos Enabled In-Wall Speaker System FIVE

Profile ATS FIVE Dolby Atmos Enabled Speaker System includes the following; ATX100 Dolby Atmos Enabled In-Wall Height Speaker + Profile AIM LCR5 FIVE In-Wall LCR Speaker + GRLATXPROAIM Dolby Atmos Enabled System Grille Kit

ATS3

Profile Dolby Atmos Enabled In-Wall Speaker System THREE

Profile ATS THREE Dolby Atmos Enabled Speaker System includes the following; ATX100 Dolby Atmos Enabled In-Wall Height Speaker + Profile AIM LCR5 THREE In-Wall LCR Speaker + GRLATXPROAIM Dolby Atmos Enabled System Grille Kit

ATS1

Profile Dolby Atmos Enabled In-Wall Speaker System ONE

Profile ATS ONE Dolby Atmos Enabled Speaker System includes the following; ATX100 Dolby Atmos Enabled In-Wall Height Speaker + Profile AIM LCR5 ONE In-Wall LCR Speaker + GRLATXPROAIM Dolby Atmos Enabled System Grille Kit

ATS500

AIM Series 2 Dolby Atmos Enabled In-Wall Speaker System 500

AIM ATS 500 Series 2 Dolby Atmos Enabled Speaker System includes the following; ATX100 Dolby Atmos Enabled In-Wall Height Speaker + AIM LCR5 FIVE Series 2 In-Wall LCR Speaker + GRLATXAIM2 AIM Series 2 Dolby Atmos Enabled System Grille Kit

ATS200

AIM Series 2 Dolby Atmos Enabled In-Wall Speaker System 200

AIM ATS 200 Series 2 Dolby Atmos Enabled Speaker System includes the following; ATX100 Dolby Atmos Enabled In-Wall Height Speaker + AIM LCR5 TWO Series 2 In-Wall LCR Speaker + GRLATXAIM2 AIM Series 2 Dolby Atmos Enabled System Grille Kit



Profile AIM8 FIVE

In-Ceiling Aim-able Speaker

Order# ASM58501-2

- Flangeless Appearance
- Power Handling: 150 Watts
- Pivoting 8" Kevlar® Woofer
- Adjustable Impedance: 8/6/4 Ohm
- Pivoting 1" Aluminum/Magnesium Tweeter
- Frequency Response: 33Hz - 20kHz
- WavePlane Technology
- Diameter x Depth: 11" x 5 3/4" 279mm x 146mm (with Grille)
- Bass and Treble EQ Switches
- Cut-Out Diameter: 9 3/4" (248mm)
- Accu-Grille Technology
- Timbre-Matched to All FIVE Series
- Sensitivity: 91dB 1W/1m



Profile AIM8 THREE

In-Ceiling Aim-able Speaker

Order# ASM58301-2

- Flangeless Appearance
- Power Handling: 150 Watts
- Pivoting 8" Aluminum Woofer
- Adjustable Impedance: 8/6/4 Ohm
- Pivoting 1" Aluminum Tweeter
- Frequency Response: 37Hz - 20kHz
- WavePlane Technology
- Diameter x Depth: 11" x 5 3/4" 279mm x 146mm (with Grille)
- Bass and Treble EQ Switches
- Cut-Out Diameter: 9 3/4" (248mm)
- Accu-Grille Technology
- Timbre-Matched to All THREE Series
- Sensitivity: 89dB 1W/1m



Profile AIM8 TWO

In-Ceiling Aim-able Speaker

Order# ASM58201-2

- Flangeless Appearance
- Pivoting 8" Resin Reinforced Fiberglass Woofer
- Pivoting 1" Treated Silk Tweeter
- WavePlane Technology
- Bass and Treble EQ Switches
- Accu-Grille Technology
- Timbre-Matched to All TWO Series
- Sensitivity: 89dB 1W/1m
- Power Handling: 125 Watts
- Impedance: 8 Ohm
- Frequency Response: 40Hz - 20kHz
- Diameter x Depth: 11" x 5 3/4" 279mm x 146mm (with Grille)
- Cut-Out Diameter: 9 3/4" (248mm)



Profile AIM8 ONE

In-Ceiling Aim-able Speaker

Order# ASM58101-2

- Flangeless Appearance
- Pivoting 8" Polypropylene Woofer
- Pivoting 1" Treated Silk Tweeter
- WavePlane Technology
- Timbre-Matched to All ONE Series
- Sensitivity: 88dB 1W/1m
- Power Handling: 125 Watts
- Impedance: 8 Ohm
- Frequency Response: 40Hz - 20kHz
- Diameter x Depth: 11" x 5 3/4" 279mm x 146mm (with Grille)
- Cut-Out Diameter: 9 3/4" (248mm)



Profile AIM7 FIVE

In-Ceiling Aim-able Speaker

Order# ASM57501-2

- Flangeless Appearance
- Pivoting 7" Kevlar® Woofer
- Pivoting 1" Aluminum/ Magnesium Tweeter
- WavePlane Technology
- Bass and Treble EQ Switches
- Sensitivity: 91dB 1W/1m
- Power Handling: 150 Watts
- Adjustable Impedance: 8/6/4 Ohm
- Frequency Response: 35Hz - 20kHz
- Diameter x Depth: 9 5/8" x 5 1/8" 244mm x 130mm (with Grille)
- Cut-Out Diameter: 8 1/4" (210mm)



Profile AIM7 THREE

In-Ceiling Aim-able Speaker

Order# ASM57301-2

- Flangeless Appearance
- Pivoting 7" Aluminum Woofer
- Pivoting 1" Aluminum Tweeter
- WavePlane Technology
- Bass and Treble EQ Switches
- Sensitivity: 91dB 1W/1m
- Power Handling: 125 Watts
- Adjustable Impedance: 8/6/4 Ohm
- Frequency Response: 40Hz - 20kHz
- Diameter x Depth: 9 5/8" x 5 1/8" 244mm x 130mm (with Grille)
- Cut-Out Diameter: 8 1/4" (210mm)



Profile AIM7 TWO

In-Ceiling Aim-able
Speaker

Order# ASM57201-2

- Flangeless Appearance
- Pivoting 7" Resin Reinforced Fiberglass Woofer
- Pivoting 1" Silk Tweeter
- WavePlane Technology
- Bass and Treble EQ Switches
- Sensitivity: 90dB 1W/1m
- Power Handling: 125 Watts
- Impedance: 8 Ohm
- Frequency Response: 40Hz - 20kHz
- Diameter x Depth: 9 5/8" x 5 1/8" 244mm x 130mm (with Grille)
- Cut-Out Diameter: 8 1/4" (210mm)



Profile AIM5 THREE

In-Ceiling Aim-able
Speaker

Order# ASM55301-2

- Flangeless Appearance
- Pivoting 5 1/4" Aluminum Woofer
- Pivoting 3/4" Aluminum Tweeter
- WavePlane Technology
- Bass and Treble EQ Switches
- Sensitivity: 89dB 1W/1m
- Power Handling: 100 Watts
- Adjustable Impedance: 8/6/4 Ohm
- Frequency Response: 50Hz - 20kHz
- Diameter x Depth: 8" x 4 1/2" 203mm x 114mm (with Grille)
- Cut-Out Diameter: 6 5/8" (168mm)



Profile AIM5 ONE

In-Ceiling Aim-able
Speaker

Order# ASM55101-2

- Flangeless Appearance
- Pivoting 5 1/4" Polypropylene Woofer
- Pivoting 3/4" Treated Silk Tweeter
- WavePlane Technology
- Timbre-Matched to All ONE Series
- Sensitivity: 88dB 1W/1m
- Power Handling: 75 Watts
- Impedance: 8 Ohm
- Frequency Response: 55Hz - 20kHz
- Diameter x Depth: 8" x 4 1/2" 203mm x 114mm (with Grille)
- Cut-Out Diameter: 6 5/8" (168mm)



Profile AIM8 DT THREE

Dual-Tweeter Aim-able Speakers

Order# ASM58603-2

- Flangeless Appearance
- Pivoting 8" Aluminum Dual Voice Coil Woofer and Rubber Surround
- Dual Pivoting 1" Aluminum Tweeter
- WavePlane Technology
- Bass and Treble EQ Switches
- Timbre Matched to All THREE Series
- Sensitivity: 92dB 1W/1m
- Power Handling: 100 Watts
- Impedance: 8 Ohm
- Frequency Response: 40Hz - 20kHz
- Diameter x Depth: 10 3/4" x 5 1/2" 273mm x 140mm (with Grille)
- Cut-Out Diameter: 9 3/4" (248mm)



Profile AIM7 DT THREE

Dual-Tweeter Aim-able Speakers

Order# ASM57603-2

- Flangeless Appearance
- Pivoting 7" Aluminum Dual Voice Coil Woofer and Rubber Surround
- Dual Pivoting 1" Aluminum Tweeters
- WavePlane Technology
- Bass and Treble EQ Switches
- Timbre Matched to All THREE Series
- Sensitivity: 92dB 1W/1m
- Power Handling: 60 Watts
- Impedance: 8 Ohm
- Frequency Response: 50Hz - 20kHz
- Diameter x Depth: 9 5/8" x 4 3/4" 244mm x 121mm (with Grille)
- Cut-Out Diameter: 8 1/4" (210mm)



Profile AIM8 WIDE THREE

Wide Dispersion Speaker

Order# ASM50831-2

- 3-Way Fully-Pivoting In-Ceiling Speaker featuring an 8" Woofer, Dual 2" Midranges and Dual 3/4" Tweeters
- Flangeless Appearance with Magnetically Attached Full Coverage Steel Grille
- Pivoting 8" Aluminum Cone Woofer
- Dual 2" Aluminum Inverted Dome Midrange Drivers
- Dual 3/4" Aluminum Dome Tweeters
- Ambient/Wide & Treble Switches
- Timbre-Matched to All THREE Series Speakers
- Sensitivity: 91dB 1W/1m
- Power Handling: 150 Watts
- Impedance: 8 Ohm
- Frequency Response: 37Hz - 20kHz
- Diameter x Depth: 11 7/16" x 6 1/2" (291mm x 165mm)
- Cut-Out Diameter: 9 3/4" (248mm)



Profile AIM8 WIDE ONE

Wide Dispersion Speaker

Order# ASM50811-2

- 3-Way Fully-Pivoting In-Ceiling Speaker featuring an 8" Woofer, Dual 2" Midranges and Dual 3/4" Tweeters
- Flangeless Appearance with Magnetically Attached Full Coverage Steel Grille
- Pivoting 8" Graphite Cone Woofer
- Dual 2" Graphite Inverted Dome Midrange Drivers
- Dual 3/4" Silk Dome Tweeters
- Front-Mounted Ambient/Wide Switch
- Timbre-Matched to All ONE Series Speakers
- Sensitivity: 88dB 1W/1m
- Power Handling: 125 Watts
- Impedance: 8 Ohm Compatible
- Frequency Response: 40Hz - 20kHz
- Diameter x Depth: 11 7/16" x 6 1/2" (291mm x 165mm)
- Cut-Out Diameter: 9 3/4" (248mm)



Profile AIM Cinema FIVE

Aim-able Speaker
Order# ASM59105-2

- Flangeless Appearance
- Pivoting 1" Aluminum/Magnesium Tweeter
- Two 5 1/4" Kevlar® Woofers with Phase Plugs
- Two 6" Kevlar® Impregnated Paper Woofers
- Treble, Mid & Bass EQ Switches
- Bi-Amping Feature
- Timbre-Matched to All FIVE Series
- Sensitivity: 91dB 1W/1m
- Power Handling: 200 Watts
- Impedance: 8 Ohm Compatible
- Frequency Response: 35Hz - 20kHz
- Dimensions: (H x W x D) 30 1/4" x 9" x 4" 768mm x 229mm x 102mm (with Grille)
- Wall Cut-Out: (H x W) 28 3/4" x 7 1/2" 730mm x 191mm



Profile AIM Cinema THREE

Aim-able Speaker
Order# ASM59103-2

- Flangeless Appearance
- Pivoting 1" Aluminum Tweeter
- Two 5 1/4" Aluminum Woofers with Phase Plugs
- Two 6" Kevlar® Impregnated Paper Woofers
- Treble, Mid & Bass EQ Switches
- Bi-Amping Feature
- Timbre-Matched to All THREE Series
- Sensitivity: 90dB 1W/1m
- Power Handling: 175 Watts
- Impedance: 8 Ohm Compatible
- Frequency Response: 39Hz - 20kHz
- Dimensions: (H x W x D) 30 1/4" x 9" x 4" 768mm x 229mm x 102mm (with Grille)
- Wall Cut-Out: (H x W) 28 3/4" x 7 1/2" 730mm x 191mm



Profile AIM Cinema ONE

Aim-able Speaker
Order# ASM59101-2

- Flangeless Appearance
- Pivoting 1" Silk Tweeter
- Two 5 1/4" Graphite Woofers with Phase Plugs
- Two 6" Kevlar® Impregnated Paper Woofers
- Bass EQ Switch
- Bi-Amping Feature
- Timbre-Matched to All ONE Series
- Sensitivity: 89dB 1W/1m
- Power Handling: 125 Watts
- Impedance: 8 Ohm Compatible
- Frequency Response: 40Hz - 20kHz
- Dimensions: (H x W x D) 30 1/4" x 9" x 4" 768mm x 229mm x 102mm (with Grille)
- Wall Cut-Out: (H x W) 28 3/4" x 7 1/2" 730mm x 191mm





Profile AIM LCR5 FIVE

Aim-able Speaker
Order# ASM54655-2

- 2-Way In-Wall LCR (Left, Center, Right) Speaker with Dual 5 1/4" Woofers and 1" Tweeter mounted on a Pivoting Speaker Baffle
- Flangeless Appearance with Magnetically Attached Full Coverage Steel Grille
- Pivoting Speaker Baffle
- Two - 5 1/4" Kevlar® Woofers with Phase Plugs
- Independently Pivoting 1" Aluminum/Magnesium Dome Tweeter
- Bass & Treble EQ Switches
- Timbre-Matched to All FIVE Series Speakers
- Sensitivity: 91dB 1W/1m
- Power Handling: 100 Watts
- Adjustable Impedance: 8/6 Ohm
- Frequency Response: 48Hz - 20kHz
- Dimensions: (H x W x D) 17 7/16" x 9 1/4" x 4" 235mm x 443mm x 102mm
- Wall Cut-Out: (H x W) 14 1/4" x 7 1/2" (362mm x 190mm)



Profile AIM LCR5 THREE

Aim-able Speaker
Order# ASM54633-2

- Flangeless Appearance
- Pivoting Baffle
- Two 5 1/4" Aluminum/Magnesium Woofers with Phase Plugs
- Pivoting 1" Aluminum/Magnesium Tweeter
- Bass & Treble EQ Switches
- Timbre-Matched to All THREE/FOUR Series speakers
- Sensitivity: 90dB 1W/1m
- Power Handling: 100 Watts
- Adjustable Impedance: 8/6 Ohm
- Frequency Response: 50Hz - 20kHz
- Dimensions: (H x W x D) 17 1/8" x 9" x 4" 443mm x 235mm x 102mm (with Grille)
- Wall Cut-Out: (H x W) 14 1/4" x 7 1/2" 362mm x 190mm



Profile AIM LCR5 ONE

Aim-able Speaker
Order# ASM54611-2

- Flangeless Appearance
- Pivoting Baffle
- Two 5 1/4" Graphite Woofers with Phase Plugs
- Pivoting 1" Silk Dome Tweeter
- Timbre-Matched to All ONE Series
- Sensitivity: 89dB 1W/1m
- Power Handling: 80 Watts
- Impedance: 8 Ohm
- Frequency Response: 55Hz - 20kHz
- Dimensions: (H x W x D) 17 1/8" x 9" x 4" 235mm x 443mm x 102mm (with Grille)
- Wall Cut-Out: (H x W) 7 1/2" x 14 1/4" 190mm x 362mm



Profile AIM LCR3 FIVE

Aim-able Speaker
Order# ASM54651-2

- 2-Way In-Wall LCR (Left, Center, Right) Speaker with Dual 3" Woofers and 3/4" Tweeter mounted on a Pivoting Speaker Baffle
- Flangeless Appearance with Magnetically Attached Full Coverage Steel Grille
- Pivoting Speaker Baffle
- Independently Pivoting 3/4" Aluminum/Magnesium Dome Tweeter
- 2-Position Treble EQ Switch
- Timbre-Matched to All FIVE Series Speakers
- Sensitivity: 86dB 1W/1m
- Power Handling: 60 Watts
- Impedance: 8 Ohm Compatible
- Frequency Response: 60Hz - 20kHz
- Dimensions: (H x W x D) 10" x 5 3/4" x 3" 254mm x 146mm x 76mm
- Wall Cut-Out: (H x W) 9" x 4 3/4" 227mm x 120mm



Profile AIM LCR3 THREE

Aim-able Speaker
Order# ASM54631-2

- Flangeless Appearance
- Pivoting Baffle
- Two 3" Aluminum Woofers with Phase Plugs
- Pivoting 3/4" Aluminum Tweeter
- 2-Position Treble EQ Switch
- Sensitivity: 86dB 1W/1m
- Power Handling: 60 Watts
- Impedance: 8 Ohm
- Frequency Response: 78Hz - 20kHz
- Dimensions: (H x W x D) 10 1/2" x 6" x 3" 254mm x 146mm x 76mm (with Grille)
- Wall Cut-Out: (H x W) 9" x 4 3/4" 227mm x 120mm



Profile AIM LCR3 ONE

Aim-able Speaker
Order# ASM54311-2

- Flangeless Appearance
- Pivoting Baffle
- Two 3" Graphite Woofers with Phase Plugs
- Pivoting 3/4" Silk Tweeter
- Timbre-Matched to All ONE Series
- Sensitivity: 85dB 1W/1m
- Power Handling: 60 Watts
- Impedance: 8 Ohm
- Frequency Response: 80Hz - 20kHz
- Dimensions: (H x W x D) 10 1/2" x 6" x 3" 254mm x 146mm x 76mm (with Grille)
- Wall Cut-Out: (H x W) 9" x 4 3/4" 227mm x 120mm



Profile AIM7 MT THREE

Aim-able Speaker

Order# **ASM57703-2**

- Flangeless Appearance
- 7" Aluminum Woofer with Phase Plug
- Pivoting 1" Aluminum Tweeter
- Bass & Treble EQ Switches
- Timbre-Matched to All THREE Series
- Sensitivity: 91dB 1W/1m
- Power Handling: 125 Watts
- Impedance: 8/6 Ohm
- Frequency Response: 40Hz - 20kHz
- Dimensions: (H x W x D) (Full Pivot) 14" x 9 1/2" x 4" 356mm x 241mm x 102mm (with Grille)
- Wall Cut-Out Dimensions: (H x W) 12 3/4" x 8 1/16" 324mm x 206mm



Profile Cinema Sub 10

Subwoofer

Order# **ASM59010-2**

- Flangeless Appearance
- 10" Reinforced Treated Paper Cone Woofer with Dual Voice Coil
- Enhanced Performance and Look
- Sensitivity: 89dB 1W/1m
- Power Handling: 250 Watts
- Impedance: 4 Ohms per Coil
- Frequency Response: 30Hz - 800Hz
- Dimensions: (H x W x D) 13 5/8" x 13 5/8" x 3 7/8" 346mm x 346mm x 98mm
- Cut-Out Dimensions: (H x W) 12 1/8" x 12 1/8" 308mm x 308mm





Profile CRS8 THREE

Custom Round Series
Order# ASM56803-2

- Flangeless Appearance
- 8" Aluminum Woofer
- Pivoting 1" Aluminum Tweeter
- WavePlane Technology
- Bass and Treble EQ Switches
- Sensitivity: 90dB 1W/1m
- Power Handling: 125 Watts

- Adjustable Impedance: 8/6/4 Ohm
- Frequency Response: 38Hz - 20kHz
- Diameter x Depth: 11 1/8" x 4 1/2" 303mm x 114mm (with Grille)
- Cut-Out Diameter: 9 3/4" (248mm)



Profile CRS8 TWO

Custom Round Series
Order# ASM56802-2

- Flangeless Appearance
- 8" Glass Composite Woofer
- Pivoting 1" Silk Tweeter
- WavePlane Technology
- Bass and Treble EQ Switches
- Sensitivity: 90dB 1W/1m
- Power Handling: 100Watts
- Adjustable Impedance: 8/6/4 Ohm

- Frequency Response: 40Hz - 20kHz
- Diameter x Depth: 11 1/8" x 4 1/2" 303mm x 114mm (with Grille)
- Cut-Out Diameter: 9 3/4" (248mm)



Profile CRS8 ONE

Custom Round Series
Order# ASM56801-2

- Flangeless Appearance
- 8" Polypropylene Woofer
- Pivoting 1" Silk Tweeter
- WavePlane Technology
- Timbre-Matched to All ONE Series
- Sensitivity: 89dB 1W/1m
- Power Handling: 100 Watts
- Impedance: 8 Ohm

- Frequency Response: 40Hz - 20kHz
- Diameter x Depth: 11 1/8" x 4 1/2" 303mm x 114mm (with Grille)
- Cut-Out Diameter: 9 3/4" (248mm)





Profile CRS6 THREE

Custom Round Series
Order# ASM56603-2

- Flangeless Appearance
- 6 1/2" Aluminum Woofer
- Pivoting 1" Aluminum Tweeter
- WavePlane Technology
- Bass and Treble EQ Switches
- Sensitivity: 90dB 1W/1m
- Power Handling: 125 Watts

- Adjustable Impedance: 8/6/4 Ohm
- Frequency Response: 40Hz - 20kHz
- Diameter x Depth: 9 5/8" x 4 1/16" 249mm x 103mm (with Grille)
- Cut-Out Diameter: 8 1/4" (210mm)



Profile CRS6 TWO

Custom Round Series
Order# ASM56602-2

- Flangeless Appearance
- 6 1/2" Glass Composite Woofer
- Pivoting 1" Silk Tweeter
- WavePlane Technology
- Bass and Treble EQ Switches
- Sensitivity: 92dB 1W/1m
- Power Handling: 120 Watts
- Impedance: 8 Ohm

- Frequency Response: 40Hz - 20kHz
- Diameter x Depth: 9 5/8" x 4 1/16" 249mm x 103mm (with Grille)
- Cut-Out Diameter: 8 1/4" (210mm)



Profile CRS6 ONE

Custom Round Series
Order# ASM56601-2

- Flangeless Appearance
- 6 1/2" Polypropylene Woofer
- Pivoting 1" Silk Tweeter
- WavePlane Technology
- Timbre-Matched to All ONE Series
- Sensitivity: 92dB 1W/1m
- Power Handling: 100 Watts

- Impedance: 8 Ohm
- Frequency Response: 40Hz - 20kHz
- Diameter x Depth: 9 5/8" x 4 1/16" 249mm x 103mm (with Grille)
- Cut-Out Diameter: 8 1/4" (210mm)

COMMERCIAL SPEAKERS

Setting the standard in commercial space, the SpeakerCraft Commercial series features technologies designed specifically to minimize interaction between the tweeter and the woofer surface and create a richer, cleaner sound. Coaxially mounted tweeters supported by our patented WavePlane Tweeter Baffle produce greater dispersion and enhanced high frequency response.

All Commercial models include tuned and ported back cans that enable the woofers to create maximum bass output in a compact enclosure. All models also feature a rotary switch on the baffle and behind the grill, which lets the installer select multiple taps for 70V/100V constant-voltage system operation or to bypass the transformer entirely and use the speaker in a traditional 8 Ohm mode. For high performance, ease of installation, durability, flexibility and a lifetime warranty, look no further than the SpeakerCraft Commercial series.



For pricing and information,
please visit: store.corebrands.com



SC Pro Commercial 8

In-Ceiling Speaker
Order# SPS42855-2

- 8" Polypropylene Woofer
- 1" Pivoting Polyamide Tweeter Mounted On A WavePlane Tweeter Baffle
- UL 1480 Certified
- Sensitivity: 88dB 1W/1m
- Power Handling: 140 Watts
- Impedance: 8 Ohm
- Transformer Taps:
70V: 64W, 32W, 16W, 8W
- 100V: 64W, 32W, 16W + Transformer Bypass (8Ω)
- Frequency Response: 56Hz - 20kHz
- Diameter x Depth: 12 15/16" x 9 5/16" 329mm x 236.47mm



SC Pro Commercial 6

In-Ceiling Speaker
Order# SPS42655-2

- 6 1/2" Polypropylene Woofer
- 1" Pivoting Polyamide Tweeter Mounted On A WavePlane Tweeter Baffle
- UL 1480 Certified
- Sensitivity: 88dB 1W/1m
- Power Handling: 100 Watts
- Impedance: 8 Ohm
- Transformer Taps:
70V: 64W, 32W, 16W, 8W
- 100V: 64W, 32W, 16W + Transformer Bypass (8Ω)
- Frequency Response: 70Hz - 20kHz
- Diameter x Depth: 8 5/16" x 10 5/16" 211mm x 262mm



SC Pro Commercial Sub 8

In-Ceiling Subwoofer
Order# SPS43855-2

- 8" Polypropylene Woofer
- UL 1480 Certified
- Sensitivity: 87dB 1W/1m
- Power Handling: 140 Watts
- Transformer Taps:
70V: 64W, 32W, 16W, 8W
- 100V: 64W, 32W, 16W + Transformer Bypass (8Ω)
- Impedance: 8 Ohm
- Frequency Response: 30Hz - 200kHz
- Diameter x Depth: 12 15/16" x 13 1/4" 329mm x 337mm

OUTDOOR

SpeakerCraft outdoor speakers and subwoofers afford you the luxury of enjoying your favorite entertainment audio outside of the home. We created our outdoor speakers to fill the need for high-quality sonic performance in these exterior settings. It's not widely known, but open-air applications require entirely different EQ curves and driver complements to create the same natural response experienced in an enclosed space like a living room or home theater.

Our specially crafted outdoor speakers and subwoofer provide the full bodied, dynamic performance that homeowners desire. Whether under eaves, around patios, near the swimming pool or buried within shrubbery, these speakers enable anyone to enjoy a seamless transition from the home to the garden.



For pricing and information,
please visit: store.corebrands.com



OE DT6 ONE

Under Eave Speaker

White Order# ASM80600

Black Order# ASM80605



- 6 1/2" Dual Voice Coil Graphite Woofer
- Dual Pivoting 1" Liquid Cooled Treated Silk Tweeters
- Timbre-Matched to All ONE Series
- Sensitivity: 90dB 1W/1m
- Power Handling: 125 Watts
- Impedance: 4 Ohm
- Frequency Response: 68Hz - 20kHz
- Dimensions: (H x W x D) 7" x 12" x 7 7/16" 178mm x 305mm x 189mm



OE8 THREE

Under Eave Speaker

White Order# ASM80831

Black Order# ASM80836



- One 8" Aluminum Woofer with Rubber Surround
- One 2 1/2" Aluminum Dome Midrange
- One Pivoting 1" Liquid Cooled Aluminum Tweeter
- Timbre-Matched to All THREE Series
- Sensitivity: 90dB 1W/1m
- Power Handling: 150 Watts
- Impedance: 4 Ohm
- Frequency Response: 40Hz - 20kHz
- Dimensions: (H x W x D) 15 3/4" x 8 3/4" x 8 3/8" 400mm x 222mm x 213mm



OE6 THREE

Under Eave Speaker

White Order# ASM80631
Black Order# ASM80636

- One 6 1/2" Aluminum Woofer with Rubber Surround
- Pivoting 1" Liquid Cooled Aluminum Tweeter
- Timbre-Matched to All THREE Series
- Sensitivity: 90dB 1W/1m
- Power Handling: 125 Watts
- Impedance: 4 Ohm
- Frequency Response: 50Hz - 20kHz
- Dimensions: (H x W x D)
 11 1/16" x 7" x 6 1 1/16"
 281mm x 178mm x 170mm



OE6 ONE

Under Eave Speaker

White Order# ASM80611
Black Order# ASM80616

- One 6 1/2" Graphite Woofer with Rubber Surround
- One Pivoting 1" Liquid Cooled Silk Tweeter
- Sensitivity: 89dB 1W/1m
- Power Handling: 125 Watts
- Impedance: 4 Ohm
- Frequency Response: 52Hz - 20kHz
- Dimensions: (H x W x D)
 11 1/16" x 7" x 6 11/16"
 281mm x 178mm x 170mm



OE5 ONE

Under Eave Speaker

White Order# ASM80511
Black Order# ASM80516

- 5 1/4" Graphite Woofer
- Pivoting 1" Liquid Cooled Treated Silk Tweeter
- Timbre-Matched to All ONE Series
- Sensitivity: 89dB 1W/1m
- Power Handling: 100 Watts
- Impedance: 4 Ohm
- Frequency Response: 54Hz - 20kHz
- Dimensions: (H x W x D)
 9 1/4" x 6 9/16" x 7"
 235mm x 167mm x 178mm





LL-One

Line Level Audio
A/B Switch

Order# CTL02001

- Low Ohmic Relay Contacts Provide Lossless, Distortion-Free Switching
- Octal Switch Provides Precision Delays From 0.5 Seconds to 5 Minutes to Handle Virtually Any Music Energy Interval Without False Switching
- Sense Level Permits Adjustment to Accommodate a Wide Range of Music Level Conditions for Best Switching Threshold
- B Status 3.5mm Output Jack Provides 12V Trigger to Local Devices (Lighting, Shades, etc.) Where Desired
- PS-1.0 Power Supply Required (Not Included)
- Dimensions: (H x W x D) 3 7/16" x 4 5/8" x 1" 87mm x 117mm x 25mm



SL-One

Speaker Level
A/B Switch

Order# CTL02002

- Dual Relays Handle Music Power Levels up to 100 Watts
- Octal Switch Provides Precision Delays from 0.5 Seconds to 5 Minutes to Handle Virtually Any Music Energy Interval Without False Switching
- Sense Level Permits Adjustment to Accommodate a Wide Range of Music Level Conditions for Best Switching Threshold
- B Status 3.5mm Output Jack Provides 12V Trigger to Local Devices (Lighting, Shades, etc.)
- Isolated Ground Paths Permit Use of BTL (Bridged) Amplifiers
- PS-1.0 Power Supply Required (Not Included)
- Dimensions: (L x W x H) 4 5/8" x 3 7/16" x 1" 117mm x 87mm x 25mm



Cover Plates

*4 Pair Minimum Order



	Accessory Type	Compatible Products	Order #
In-Ceiling	Cover Plate: 8" Round Series	AIM8 Series 2, AIM8 Profile AIM Wide, Profile CRS8, 8.2BAS	ASM90208E
	Cover Plate: 6" Round Series	AIM7 Series 2, AIM7, Profile CRS6, CRS7, Profile Ultra Slim, WH6.1R	ASM90216E
	Cover Plate: 5" Round Series	AIM5 Series 2, Profile AIM5, 5.2R, WH5.2R	ASM90205E
In-Wall	Cover Plate: 6" Rectangle Series	MT6, WH6.1RT, WH6.0RT	ASM90206E
	Cover Plate: 7" AIM7 MT Series	Profile AIM7 MT, AIM7 Series 2	ASM81702E

Profile Square Grilles

To match lighting, vents, or a pre-existing fixture, a square grille may be visually more appealing than a round grille. In this case, any of our round Profile speaker grilles can easily be interchanged with our new square grille.

Special Note: Order # is for standard white color. To order "classic white" omit the "-2" at the end of order #.



Accessory Type	Compatible Products	Order #
8" Profile Square Grille	AIM8 Series 2, Profile CRS8, Profile AIM8 Series	GRL66868E-2
7" Profile Square Grille	AIM7 Series 2, Profile CRS6, Profile AIM7	GRL66827-2
5" Profile Square Grille	AIM5 Series 2, Profile AIM5	GRL66825E-2
3" Profile Square Grille	Profile CRS3	GRL66863E-2

Profile Replacement Grilles

Special Note: Order # is for standard white color. To order "classic white," omit the "-2" at the end of order #.



	Accessory Type	Compatible Products	Order #
In-Ceiling	8" Grille	Profile AIM8 FIVE, Profile AIM8 THREE	GRL58003-2
	8" Grille	AIM8 Series 2, Profile AIM8 TWO, Profile AIM8 ONE	GRL58001-2
	8" Grille	Profile CRS8	GRL56800-2
	7" Grille	AIM7 Series 2, Profile AIM7	GRL57000-2
	6" Grille	Profile CRS6	GRL56600-2
	5" Grille	AIM5 Series 2, Profile AIM5	GRL55000-2
In-Wall	LCR Grille	Profile AIM LCR	GRL54600-2
	LCR3 Grille	Profile AIM LCR3	GRL54300-2
	Cinema Grille	Profile AIM Cinema	GRL59100-2
	7" Grille	Profile AIM7 MT	GRL57703-2

Aluminum Replacement Grilles

Special Note: Order # is for classic white color. To order "standard/bright white," add "-2" to the end of order stock #.

Accessory Type	Compatible Products	Order #
8" Speaker Aluminum Grille	CRS8 One THREE	GRL86800
7" Speaker Aluminum Grille	AIM7 Five TWO, AIM7 DT	GRL82700
6 1/2" Speaker Aluminum Grille	CRS6 Zero, WH6.1R	GRL90602
6 1/2" Speaker Aluminum Grille	MT6, WH6.1RT, WH6.0RT	GRL87600-2
OE Replacement Aluminum Grille	OE5 ONE	GRL80510: White
OE Replacement Aluminum Grille	OE5 ONE	GRL80515: Black
OE Replacement Aluminum Grille	OE6 THREE & ONE	GRL80610: White
OE Replacement Aluminum Grille	OE6 THREE & ONE	GRL80615: Black
OE Replacement Aluminum Grille	OE8 THREE	GRL80810: White
OE Replacement Aluminum Grille	OE8 THREE	GRL80815: Black
OE Replacement Aluminum Grille	OE6 DT	GRL80600: White
OE Replacement Aluminum Grille	OE6 DT	GRL80605: Black

1800 South McDowell Blvd. Petaluma, CA 94954 • 800-472-5555
www.speakercraft.com

© 2016 Core Brands, LLC. all rights reserved.
DuPont™ and Kevlar® are trademarks or registered trademarks of
E.I. du Pont de Nemours and Company. Dolby and Dolby Atmos
are registered trademarks of Dolby Laboratories.

Rev-C - 5/2017

2017 EDITION

